

# University of Central Lancashire London VLE Turnitin Submission Guide



University of  
Central Lancashire  
London



## **Outline**

Submitting your Assessment on VLE .....	3
Contact Us Information .....	8

# Submitting your Assessment on VLE

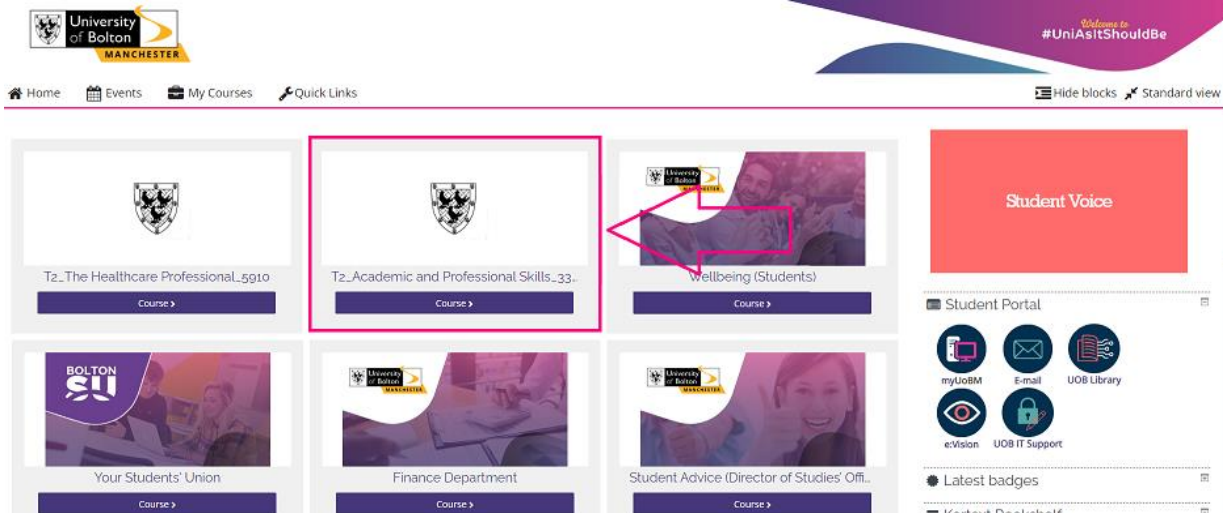
## STEP 1:

Go to <https://uclan.london/login> and log-in with your **username** and **password**. Your Username is seven-digit Student Code e.g. **6XXXXXX** and the Password is your six-digit Date of Birth e.g. **DDMMYY**.



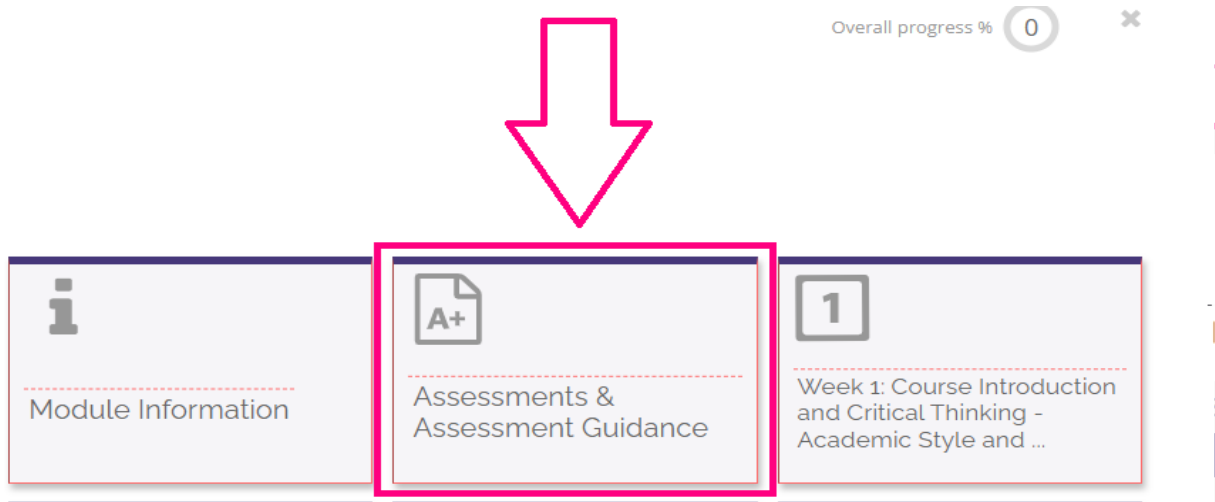
## STEP 2:

Once you logged in to your VLE account, click on the title of the module that you want to submit an assignment for.



## STEP 3:

Then click on the 'Assessments and Assessment Guidance' tab.



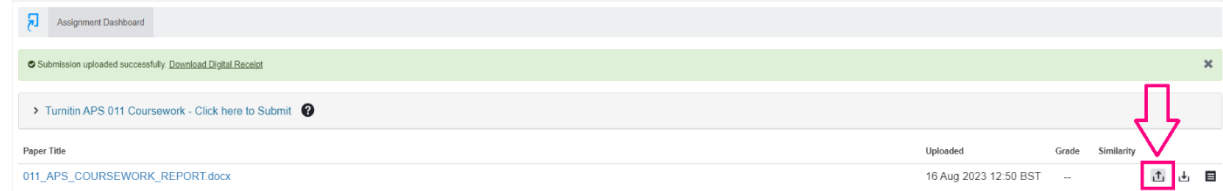






Please note, that you are able to resubmit your coursework 3 times UXYtoX~c[ X  
VKT Wd. To resubmit your coursework, select the resubmission option, as shown  
below:

Turnitin APS 011 Coursework - Click here to Submit



The screenshot shows the Turnitin Assignment Dashboard. At the top, there is a navigation bar with 'Assignment Dashboard'. Below it, a green notification bar states 'Submission uploaded successfully. Download Digital Receipt'. A link 'Turnitin APS 011 Coursework - Click here to Submit' is visible. The main content is a table with the following columns: Paper Title, Uploaded, Grade, and Similarity. The table contains one row with the following data:

Paper Title	Uploaded	Grade	Similarity
011_APS_COURSEWORK_REPORT.docx	16 Aug 2023 12:50 BST	--	--

In the bottom right corner of the table row, there is a small icon representing a resubmission option, which is highlighted by a red square and a red arrow pointing downwards.

# Contact Us Information

For more information or further assistance on **Turnitin Submission**, please contact Learning Resources Centre:

[learningresources@london.uclan.ac.uk](mailto:learningresources@london.uclan.ac.uk)

Alternatively, join **LRC Online Live Support Chat** from the link below:

<https://zoom.us/j/97737256809>

## Our LRC Online Live Support Chat Opening Hours:

Term-Time hours:

Monday - Friday 9:00 – 17:30

Tuesday, Thursday 9:00 –

19:30 Saturday 9:00 – 17:00

Non Term-Time hours:

Monday - Friday 9:00 – 17:30