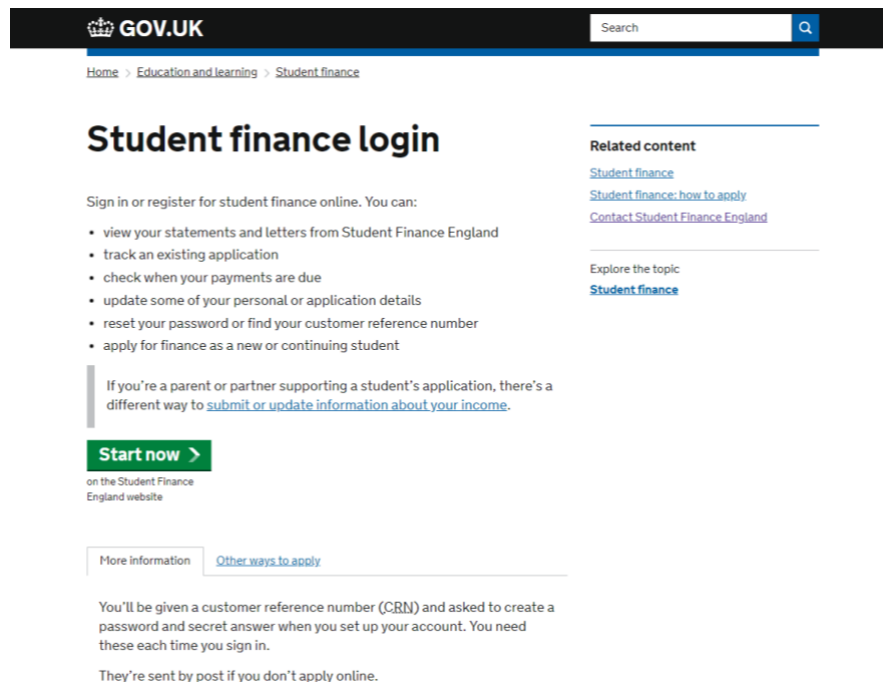


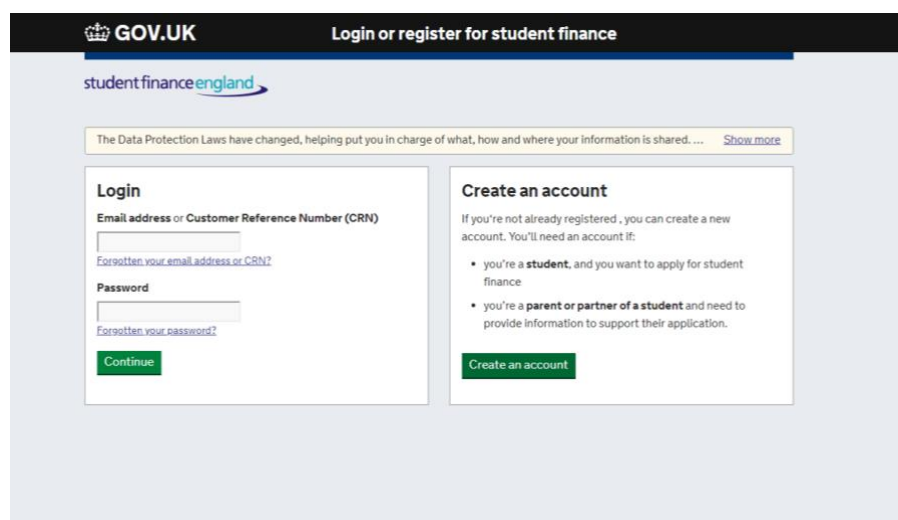
# Undergraduate Loan: Student Finance Guide 2023/24

1. Start by visiting; <https://www.gov.uk/student-finance-register-login> - click “**Start Now**” to begin your application.



The screenshot shows the GOV.UK website for Student Finance login. At the top, there is a search bar and navigation links for Home, Education and learning, and Student finance. The main heading is "Student finance login". Below this, it says "Sign in or register for student finance online. You can:" followed by a list of actions: view statements, track applications, check payments, update details, reset passwords, and apply for finance. A green "Start now" button is prominent. Below the button, there is a link for "Other ways to apply" and a note about CRN and password requirements.

2. Click on the **Create an Account**.



The screenshot shows the "student finance england" login or register page. It features a header with the GOV.UK logo and the title "Login or register for student finance". Below the header, there is a notice about Data Protection Laws. The page is divided into two main sections: "Login" and "Create an account". The "Login" section has fields for "Email address or Customer Reference Number (CRN)" and "Password", with "Continue" and "Forgotten your email address or CRN?" links. The "Create an account" section has a "Create an account" button and a list of conditions for creating an account: being a student or a parent/partner of a student.

3. Select the relevant box then click continue.



**GOV.UK** Register for a student finance account

We're always trying to improve our service – your feedback helps us do this.

student finance **england**

## Have you ever applied for student finance before?

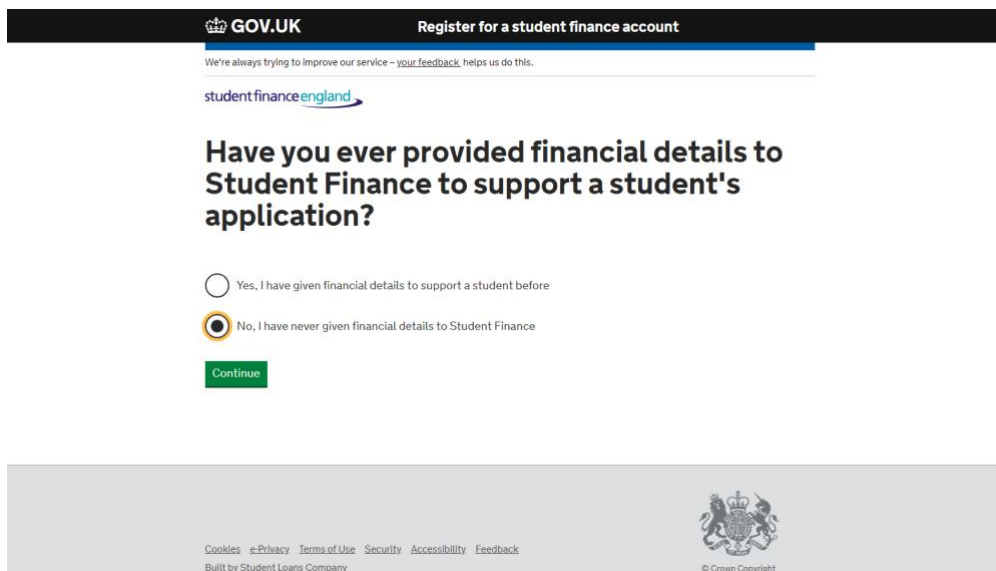
Let us know if you've ever applied for student finance from the UK Government. It doesn't matter how long ago you applied, if it was online or using a paper form, or if you applied to us or your local authority.

Yes, I have applied for student finance before

No, I haven't applied for student finance before

**Continue**

4. Once again, select the relevant box then click continue.



**GOV.UK** Register for a student finance account

We're always trying to improve our service – your feedback helps us do this.

student finance **england**

## Have you ever provided financial details to Student Finance to support a student's application?


Yes, I have given financial details to support a student before

No, I have never given financial details to Student Finance

**Continue**

Cookies e-Privacy Terms of Use Security Accessibility Feedback

Built by Student Loans Company

 © Crown Copyright

5. Input your personal information at this stage and then click **next**.

**GOV.UK** Register for a student finance account

We're always trying to improve our service – [your feedback](#) helps us do this.

student finance [england](#)

## Create an account

Please provide the following information so we can create your account.

**Title**

**First name(s)**

**Last name**

**Gender**

**Date of birth**

6. Once completed – fill in your home address and click **next**.

**GOV.UK** Register for a student finance account

We're always trying to improve our service – [your feedback](#) helps us do this.

student finance [england](#)

## Create an account

Personal Details [Change](#)

Mr First name Last Name

---

**Home Address**

If you're a student, this is the address you normally live at when you're not studying.  
If you have a British Forces Post Office address you should give this as your home address.

**Postcode**

[Search for address](#)

I don't know my postcode or don't have a UK address

7. Fill out the appropriate details.

**GOV.UK** Register for a student finance account

We're always trying to improve our service – [your feedback](#) helps us do this.

studentfinanceengland

## Create an account

Mr First name Last Name [Change](#)

Contact Address [Change](#)

Contact Details [Change](#)

**Thanks, you now need to create a password and a secret answer for your account.**

[Continue](#)

8. Set the Password /Security question and then click **next**.

**GOV.UK** Register for a student finance account

We're always trying to improve our service – [your feedback](#) helps us do this.

studentfinanceengland

## Create an account

Set password [Change](#)  
Provided

**Please choose a secret question and answer for your account.**

Secret question

Secret answers are not case-sensitive, and need to:

- be between 4-16 characters long
- contain only letters and numbers, with no spaces.

[Show more](#)

Secret answer

9. Please read the terms and conditions, once you have done this click **continue**.

Set password [Change](#)

Provided

Set secret question and answer [Change](#)

Provided

User verification

Provided

## Do you agree to the Terms and Conditions of the site?

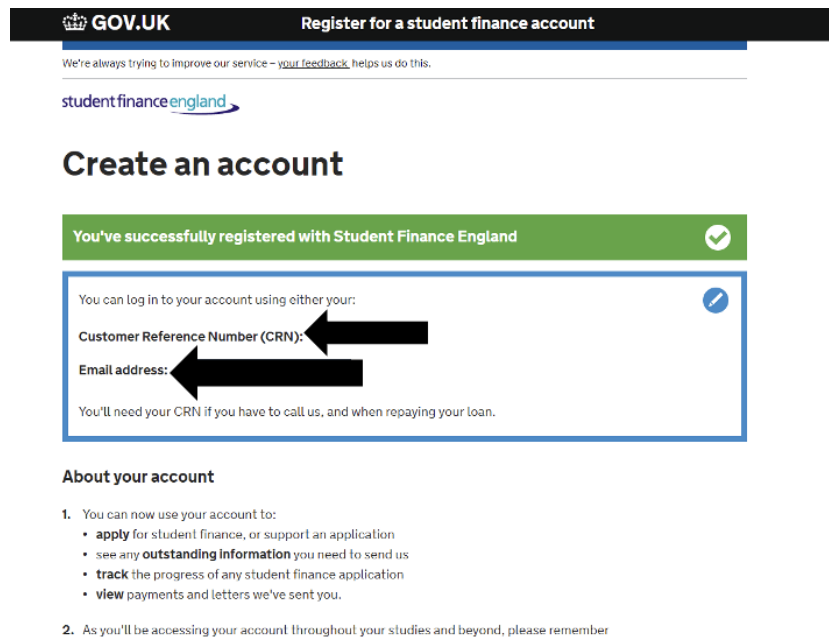
You must read and agree to the Terms and Conditions of using this site before we can create your account.

[Terms and Conditions](#)

- Yes, I agree to the Terms and Conditions of the site
- No, I don't agree to the Terms and Conditions of the site

[Continue](#)

10. At this point, you will receive confirmation of your registration to Student Finance and will be given a “**CRN Number**”. Please take note of this as this will be required to login in future.



**GOV.UK** Register for a student finance account

We're always trying to improve our service - [your feedback](#) helps us do this.

[studentfinanceengland](#)

## Create an account

**You've successfully registered with Student Finance England** ✓

You can log in to your account using either your:

**Customer Reference Number (CRN):** ←

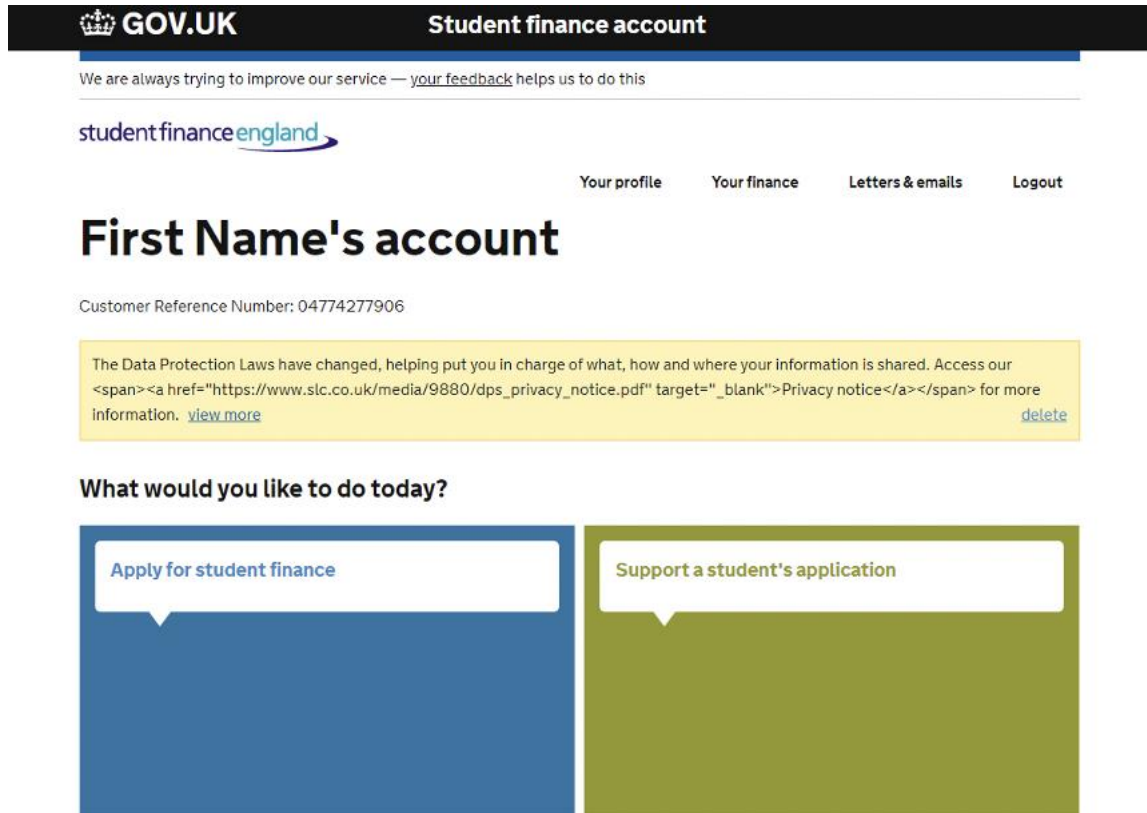
**Email address:** ←

You'll need your CRN if you have to call us, and when repaying your loan.

### About your account

- You can now use your account to:
  - **apply** for student finance, or support an application
  - see any **outstanding information** you need to send us
  - **track** the progress of any student finance application
  - **view** payments and letters we've sent you.
- As you'll be accessing your account throughout your studies and beyond, please remember

11. Now you have made of your Student Finance account. To move on to applying for student finance select **Apply for Student Finance**.



**GOV.UK** Student finance account

We are always trying to improve our service — [your feedback](#) helps us to do this

studentfinanceengland

Your profile Your finance Letters & emails Logout

## First Name's account

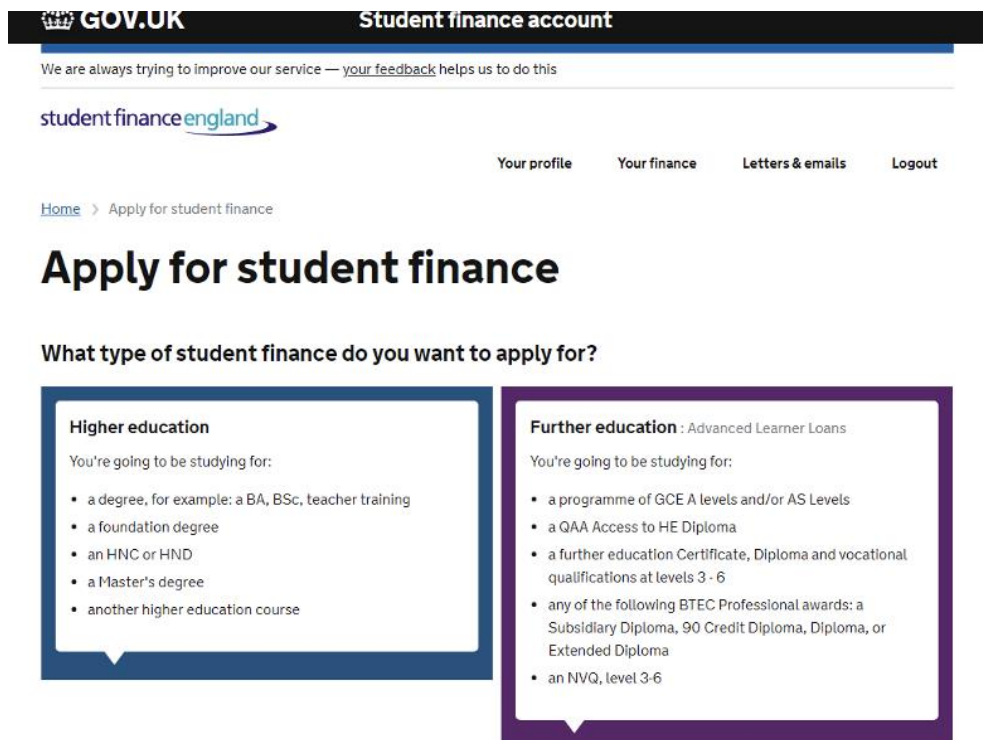
Customer Reference Number: 04774277906

The Data Protection Laws have changed, helping put you in charge of what, how and where your information is shared. Access our [Privacy notice](https://www.slc.co.uk/media/9880/dps_privacy_notice.pdf) for more information. [view more](#) [delete](#)

**What would you like to do today?**

- Apply for student finance
- Support a student's application

12. Click on **Higher Education** to proceed.



**GOV.UK** Student finance account

We are always trying to improve our service — [your feedback](#) helps us to do this

studentfinanceengland

Your profile Your finance Letters & emails Logout

[Home](#) > [Apply for student finance](#)

## Apply for student finance

**What type of student finance do you want to apply for?**

**Higher education**

You're going to be studying for:

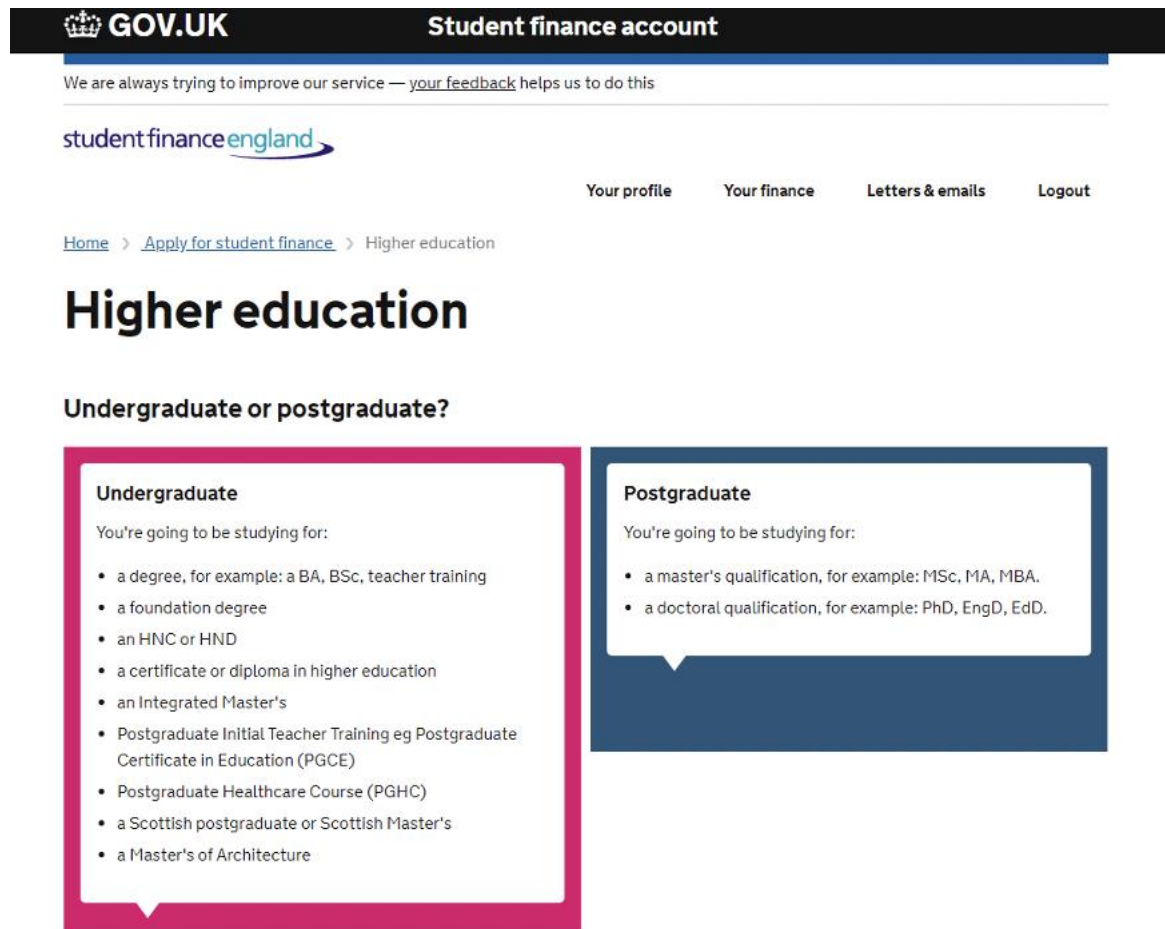
- a degree, for example: a BA, BSc, teacher training
- a foundation degree
- an HNC or HND
- a Master's degree
- another higher education course

**Further education** : Advanced Learner Loans

You're going to be studying for:

- a programme of GCE A levels and/or AS Levels
- a QAA Access to HE Diploma
- a further education Certificate, Diploma and vocational qualifications at levels 3 - 6
- any of the following BTEC Professional awards: a Subsidiary Diploma, 90 Credit Diploma, Diploma, or Extended Diploma
- an NVQ, level 3-6

13. Click on **Undergraduate** to continue.



**GOV.UK** **Student finance account**

We are always trying to improve our service — [your feedback](#) helps us to do this

studentfinanceengland

[Your profile](#) [Your finance](#) [Letters & emails](#) [Logout](#)

[Home](#) > [Apply for student finance](#) > Higher education

## Higher education

### Undergraduate or postgraduate?

#### Undergraduate

You're going to be studying for:

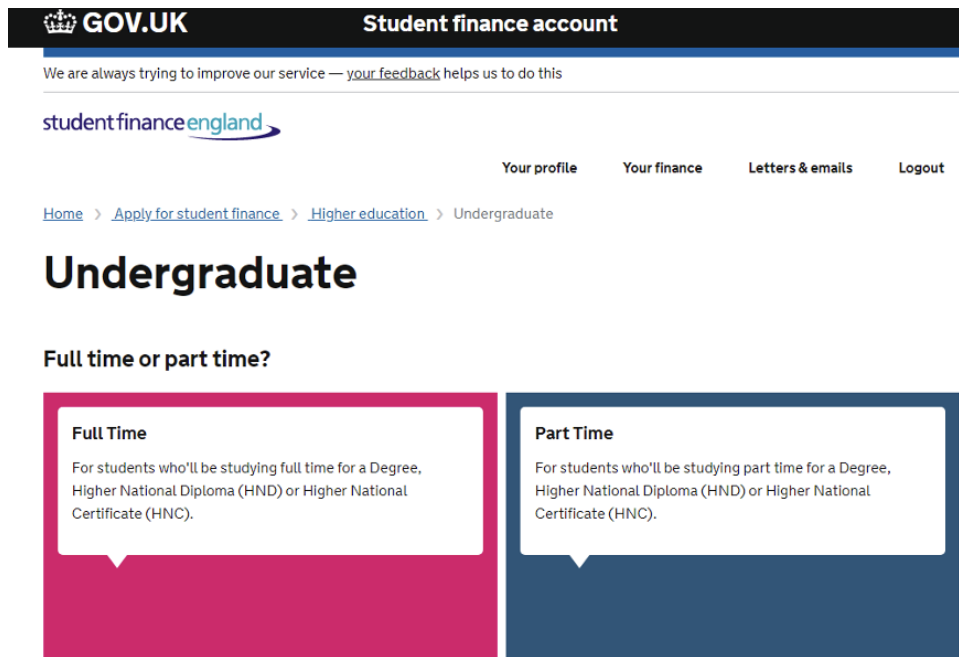
- a degree, for example: a BA, BSc, teacher training
- a foundation degree
- an HNC or HND
- a certificate or diploma in higher education
- an Integrated Master's
- Postgraduate Initial Teacher Training eg Postgraduate Certificate in Education (PGCE)
- Postgraduate Healthcare Course (PGHC)
- a Scottish postgraduate or Scottish Master's
- a Master's of Architecture

#### Postgraduate

You're going to be studying for:

- a master's qualification, for example: MSc, MA, MBA.
- a doctoral qualification, for example: PhD, EngD, EdD.

## 14. Select Full Time.



**GOV.UK** Student finance account

We are always trying to improve our service — [your feedback](#) helps us to do this

studentfinanceengland

Your profile Your finance Letters & emails Logout

[Home](#) > [Apply for student finance](#) > [Higher education](#) > Undergraduate

# Undergraduate

### Full time or part time?

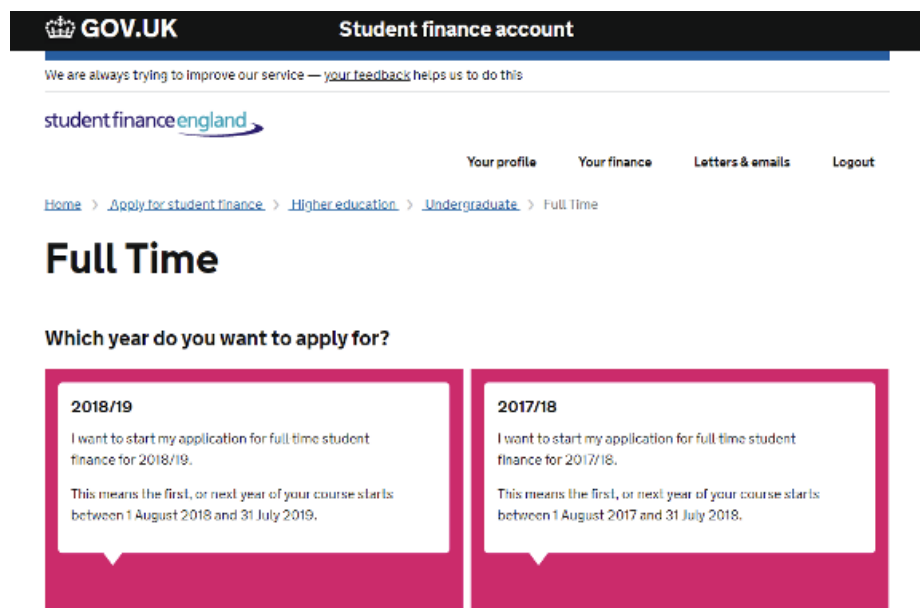
#### Full Time

For students who'll be studying full time for a Degree, Higher National Diploma (HND) or Higher National Certificate (HNC).

#### Part Time

For students who'll be studying part time for a Degree, Higher National Diploma (HND) or Higher National Certificate (HNC).

## 15. At the next stage, click your desired year of entry for example e.g 2023/24



**GOV.UK** Student finance account

We are always trying to improve our service — [your feedback](#) helps us to do this

studentfinanceengland

Your profile Your finance Letters & emails Logout

[Home](#) > [Apply for student finance](#) > [Higher education](#) > [Undergraduate](#) > Full Time

# Full Time

### Which year do you want to apply for?

#### 2018/19

I want to start my application for full time student finance for 2018/19.

This means the first, or next year of your course starts between 1 August 2018 and 31 July 2019.

#### 2017/18

I want to start my application for full time student finance for 2017/18.

This means the first, or next year of your course starts between 1 August 2017 and 31 July 2018.

## 16. Answer the **about you and previous study** section(s) and click next.



We're always trying to improve our service — [your feedback](#) helps us do this.

studentfinanceengland

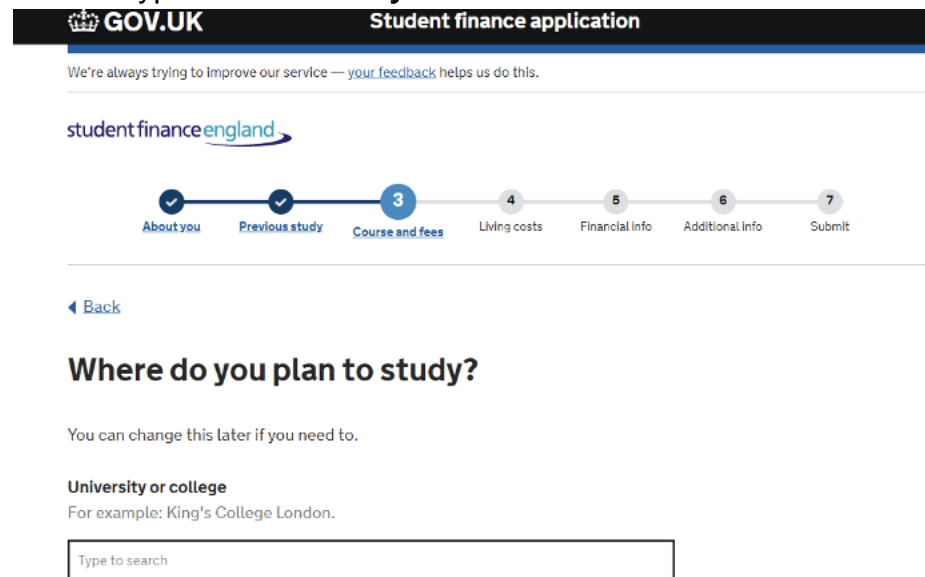


### Are you a UK national?

- Yes, I'm a UK national
- No, I'm not a UK national

Continue

17. At this stage you need to choose the place you wish to study at, so here you need to type the **University of Central Lancashire**.



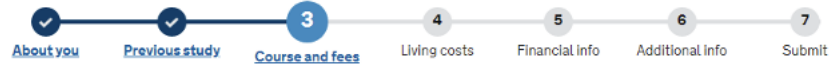
The screenshot shows the 'Student finance application' progress bar with steps 1-7. Steps 1 and 2 are marked with checkmarks, and step 3 'Course and fees' is the current active step. Below the progress bar, there is a 'Back' link and a section titled 'Where do you plan to study?'. Under this section, it says 'You can change this later if you need to.' and 'University or college' with an example 'For example: King's College London.' Below that is a search input field with the placeholder text 'Type to search'.

18. For Course selection please type your course title at this point. Please note all of our courses will have (UCLan London) at the end of the course title to identify as

being taught at our London campus.

We're always trying to improve our service — [your feedback](#) helps us do this.

studentfinanceengland



[← Back](#)

## What course will you study?

You can change this later if you need to.

**Course title or UCAS course code**

For example: Mathematics Msc

# What course will you study at University Of Central Lancashire (UCLAN)?

You can change this later if you need to.

## Course title or UCAS course code

For example: Mathematics Msc

Health and

### Mental Health & Wellbeing (UCLan London) (Jan)

3 years Bachelor Degree with Honours  
Uclan london

### Nursing with Registered Nurse (Mental Health)(Mar)

3 years Bachelor Degree with Honours B761  
Main campus

### Nursing with Registered Nurse (Mental Health)(Sep)

3 years Bachelor Degree with Honours B760  
Main campus

### Mental Health & Wellbeing (Foundation Entry) (UCLan London) (Jan)

4 years Bachelor Degree with Honours  
Uclan london  
foundation year

### Mental Health & Wellbeing (Foundation Entry) (UCLan London) (May)

4 years Bachelor Degree with Honours  
Uclan london  
foundation year

19. Continue to fill out all of the remaining sections with accurate information including; your passport details, national insurance number and additional contact details.

We're always trying to improve our service — [your feedback](#) helps us do this.

studentfinanceengland



[◀ Back](#)

## Additional Contacts

Tell us the names and addresses of two additional contacts. We ask for this so we can get in touch with you, if for example you move and forget to tell us. **The people you name shouldn't live at the same address**, and you must tell them you have named them as contacts. We won't use this information for anything else.

[Skip additional contacts](#)

### Contact 1

Contact's Forename

Contact's Surname

**20.** This process is now complete. Once you have completed your application Student Finance will ask you to print and complete a signed declaration. In addition, Student Finance may ask for proof of your documents to verify your application – if so, this will be listed at the final stage of the application. To complete your verification please follow the steps at the “**Confirm Stage**”

**Please note that all students must complete and provide proof of a Student Finance application before registering.**

**Should you have any further questions or require assistance with your application please do not hesitate to contact us at [finance@london.uclan.ac.uk](mailto:finance@london.uclan.ac.uk) or call on 0203 948 4440.**